




**HYDROQUIP**™  
 13345 Estelle Street Corona, CA 92879  
 Phone: (909) 273-7575 Fax: (800) 332-7190

Manufacture Notes: \*Component wiring is set at factory default of 120 VAC, unless otherwise noted.

- NOTE #1 -  ON CONTACTOR INDICATES CAPACITOR.
- NOTE #2 -  CONNECTED TO NEUTRAL SIDE OF UNIVERSAL TERMINAL BLOCK (SOME MODELS PRECONFIGURED AT FACTORY TO 240V)
- NOTE #3 -  DENOTES THE COLOR OF HEAT SHRINK USED.

Dwg. No. **101G0-DK**  
 Approved By:

Drawn BH  
 Date 09.19.01  
 Diagram No. **2734A**

Rev 0

Wire Color Code

- B - Black
- Br - Brown
- R - Red
- O - Orange
- Y - Yellow
- G - Green
- Bl - Blue
- V - Violet
- W - White
- Gr - Gray